



C-THRU™ 5/10/15 BIN

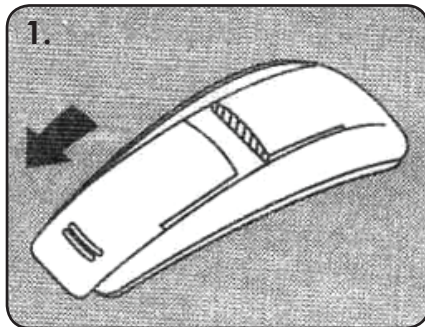
TAPE DISPENSER INSTRUCTIONS

IMPORTANT NOTE: ENSURE THAT ALL RELEVANT PERSONNEL READ THESE INSTRUCTIONS PRIOR TO USE

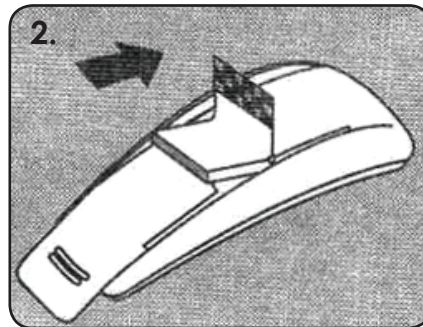
A Scotch® Pop-Up Tape dispenser is supplied with your Glasdon C-Thru™ 5/10/15 Bin to allow you to cover the battery terminals and reduce the risk of batteries 'shorting'

For instruction on operating the bin, please read the C-Thru™ 5/10/15 Bin instructions.

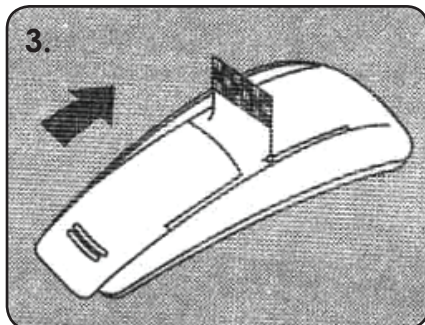
Operational instructions for the Scotch® Pop-Up Tape Dispenser are detailed below. For refill details or assistance please contact 3M using the contact details below.



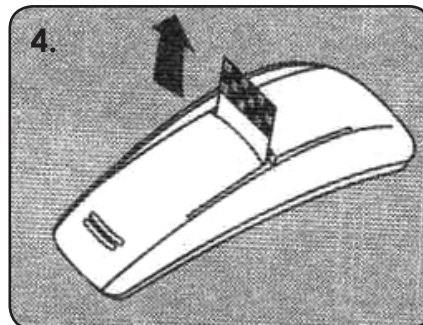
1. Slide door open remove used plastic sheet from previous tape pad.



2. Hold plaid tab up. Insert longer end of pad into dispenser.



3. Push end of pad down and slide door closed.



4. Pull tape straight up, pull quickly.

3M Stationary Products Division
3M Centre, St Paul, MN 55144-1000
1-800-328-6276
www.scotchbrand.com

 **Glasdon** AND C-THRU ARE TRADEMARKS OR REGISTERED TRADEMARKS OF GLASDON GROUP OR ITS SUBSIDIARIES IN THE U.K. AND OTHER COUNTRIES

- A planned maintenance schedule or regular inspection is recommended, replacing components as necessary.
- Replacement components are available direct from GLASDON.
- GLASDON cannot be held responsible for claims arising from incorrect installation, unauthorised modifications or misuse of the product.

Issue 1 - JULY 2017 - Stock No. C000/0502 - DWG No. 07B358-19

© Copyright 06/2017

Glasdon UK Ltd reserve the right to alter specifications without prior notice.



Glasdon U.K. Limited

Preston New Road
BLACKPOOL
Lancashire FY4 4UL
Tel. : 01253 600410
Fax : 01253 792558
e-mail: sales@glasdon-uk.co.uk
web: www.glasdon.com